




66204306

Modify Air Brake Kit

For MOD24 and SSG24 series



INCLUDED

New Rubber piston head x1

Replaceable air brake pins (5 mm/7 mm, one each)

Rubber damper disc x1

3M Double-sided tape x2

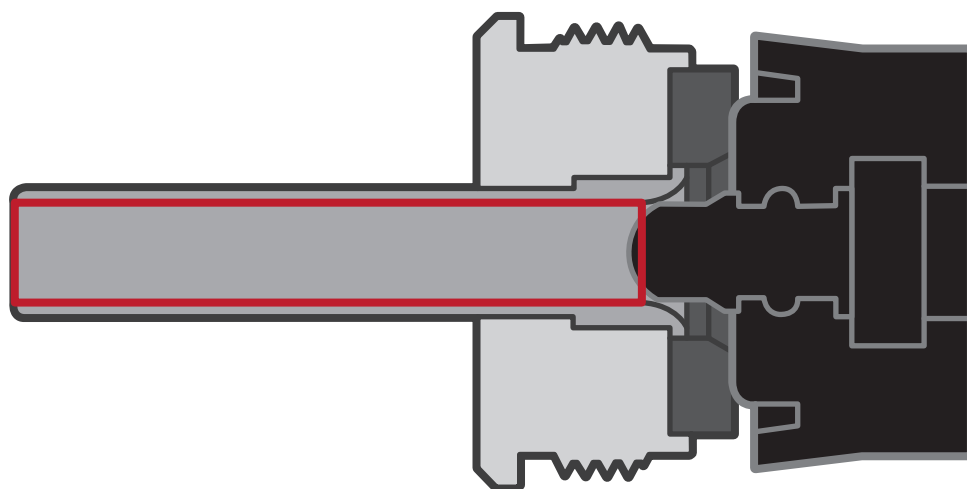
O-Ring x1



HOW TO
ASSEMBLE

Design & principles of

Air brake



- ▲ Inserting air brake pins into a cylinder head increases resistance to achieve air braking to make a gun quieter.
- ▲ It works by dampening the speed and impact of a piston head striking its base plate to reduce the sound.



Using the air brake will decrease the muzzle velocity.



HOW TO USE

Replaceable air brake pins

	FPS drop rate	Pitch drop rate
5 mm	↓	
7 mm	↓	

Muzzle velocity and sound reduction vary with diameter and length of inner barrel



Insert from bottom of the piston head



Material

POM

Rubber damper disc

Paste at the bottom of your hop up chamber




Cutting in half doesn't change its function

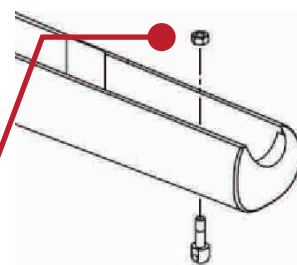


O-Ring

Insert the O-ring inside the front sling swivel stud on the stock



O-Ring






66204306

Modify 靜音套件組

適用於 MOD24 / SSG24系列



內容物

- 橡膠活塞頭 x1
- 可替換活塞頭頂桿 x2 (5 mm / 7 mm , 各一)
- 橡膠緩衝墊片 x1
- 3M雙面膠貼紙 x2
- O環 x1

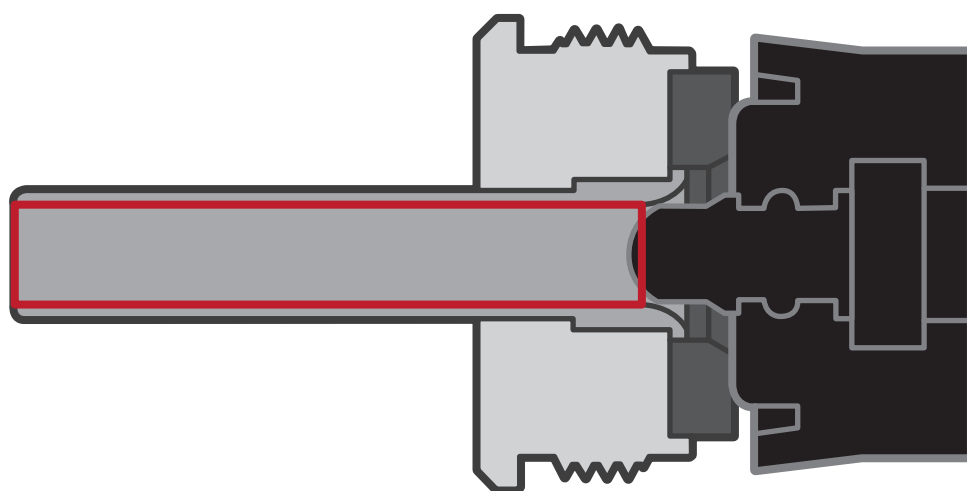


如何組裝



設計使用

Air brake (空氣煞車) 之原理



- ▲ 利用活塞頂桿伸進氣缸頭氣管內部時，增加阻力，達到空氣剎車的效果
- ▲ 可減緩活塞頭撞擊氣缸頭底墊之速度與力道，降低撞擊聲，達到減音效果



利用煞車減速降低音量，故初速會有所改變。



如何使用

可替換活塞頭頂桿

	初速降低程度	減音效果
5 mm	↓	
7 mm	↓	

初速及減音效果會受使用之內管管徑及長度所影響



材質

POM


由活塞頭底部置入

橡膠緩衝墊片

貼在HOP座上 (HOP座與氣缸頭之間)




切開不會影響功能



O環

將O環經由槍托上方安裝至前背帶環固定座的鎖附孔中



O環

